Knowledge Organiser - Year 1 Unit 1

Musical Spotlight: My Musical Heartbeat
Social Question: How Can We Make Friends When We Sing Together?

Name:
Class:

Understanding Music	Improvise Together	Listen and Respond
Let's find and keep a steady beat.	Keep a steady beat when improvising.	Listen carefully and copy back the actions.
Play or clap simple rhythmic patterns using long and short sounds.	Clap four-beat rhythms, creating long and short sounds.	Respond to the questions, thinking about the music.
Respond to different high and low pitches. 	Improvise using one, two or three notes, using C, D and E.  C D E  How many notes did you improvise with?	Enjoy some 'Did You Know?' facts about the song. 

SONG 1 **Find The Beat** Style: Hip Hop	SONG 2 **1-2-3-4-5** Style: Jazz	SONG 3 **Head, Shoulders, Knees And Toes** Style: Hip Hop	SONG 4 **Shapes** Style: Pop	SONG 5 **We Talk To Animals** Style: Pop	SONG 6 **We Are Together** Style: Soul
Vocal Rap clearly and rhythmically with the Hip Hop backing track. Did you think of some actions to go with the song? What were they?	**Vocal** Sing a melody that travels up and down (ascending and descending) by step. **Instrumental** Which part did you play?  Part 1: C, D, E, F, G Part 2: C, D **Compose** Which notes or symbols did you compose with?	**Vocal** Sing clearly and rhythmically with the Hip Hop backing track. Did you think of some actions to go with the song? What were they?	**Vocal** Sing a melody that has long and short rhythms, and high and low sounds. **Instrumental** Which part did you play?  Part 1: C, D, E Part 2: C, D **Compose** Which notes or symbols did you compose with?	**Vocal** Sing clearly and rhythmically with the Pop backing track. What did the lyrics mean to you? What was your favourite line in the song? Did you think of some actions to go with the song? What were they?	**Vocal** Sing a song with three beats in a bar. Did you stand nicely when performing the song? **Instrumental** Which part did you play?  Part 1: C, E, G Part 2: C, E **Perform** Which songs did you perform? Which was your favourite?

© Copyright 2023 Charanga Ltd

Knowledge Organiser - Year 1 Unit 2

Musical Spotlight: Dance, Sing and Play!
Social Question: How Does Music Tell Stories About the Past?

Name:
Class:

Understanding Music	Improvise Together	Listen and Respond
Let's find and keep a steady beat.	Keep a steady beat when improvising.	Listen carefully and copy back the actions.
Play or clap simple rhythmic patterns using long and short sounds.	Clap four-beat rhythms, creating long and short sounds.	Respond to the questions, thinking about the music.
Respond to different high and low pitches. 	Improvise using one, two or three notes, using C, D and E.   C D E How many notes did you improvise with?	Enjoy some 'Did You Know?' facts about the song. 

SONG 1 **Twinkle, Twinkle, Little Star** Style: Reggae	SONG 2 **In The Orchestra** Style: 20th and 21st Century Orchestral	SONG 3 **Daisy Bell (Bicycle Built For Two)** Style: 20th and 21st Century Orchestral	SONG 4 **Dancing Dinosaurs** Style: Pop	SONG 5 **Rock-a-bye Baby** Style: Lullaby	SONG 6 **I'm A Little Teapot** Style: Pop
Vocal Sing a melody that travels up and down (ascending and descending) by step. **Instrumental** Which part did you play?  Part 1: D, E, F♯ Part 2: D, F♯ **Improvise** Which notes or symbols did you improvise with?	**Vocal** Sing clearly and rhythmically with the Orchestral backing track. Did you think of some actions to go with the song? What were they?	**Vocal** Sing a melody that has long and short rhythms, and high and low sounds. **Compose** Which notes or symbols did you compose with?	**Vocal** Sing a melody that makes you want to dance to the beat. **Instrumental** Which part did you play?  Part 1: C. D. E Part 2: C, D **Improvise** Which notes or symbols did you improvise with?	**Vocal** Sing clearly and rhythmically with the Lullaby backing track. What did the lyrics mean to you? What was your favourite line in the song? Did you think of some actions to go with the song? What were they?	**Vocal** Sing a song with four beats in a bar. Did you stand nicely when performing the song? **Perform** Which songs did you perform? Which was your favourite?

© Copyright 2023 Charanga Ltd

Knowledge Organiser - Year 1 Unit 3

Musical Spotlight: Exploring Sounds
Social Question: How Does Music Make the World a Better Place?

Name:
Class:

Understanding Music	Improvise Together	Listen and Respond
Let's find and keep a steady beat.	Keep a steady beat when improvising.	Listen carefully and copy back the actions.
Play or clap simple rhythmic patterns using long and short sounds.	Clap four-beat rhythms, creating long and short sounds.	Respond to the questions, thinking about the music.
Respond to different high and low pitches. 	Improvise using one, two or three notes, using F, G and A.   How many notes did you improvise with?	Enjoy some 'Did You Know?' facts about the song. 

SONG 1 **If You're Happy And You Know It** Style: Pop	SONG 2 **Sing Me A Song** Style: Waltz	SONG 3 **Sparkle** Style: Pop	SONG 4 **Rhythm In The Way We Walk** Style: Reggae	SONG 5 **Big Bear Funk** Style: Funk	SONG 6 **Baby Elephant** Style: Lullaby
Vocal Sing clearly and rhythmically with the Pop backing track. Did you think of some actions to go with the song? What were they?	**Vocal** Sing a melody that travels up and down (ascending and descending) in leaps and steps. **Instrumental** Which part did you play?  Part 1: F, G, A Part 2: F, G **Improvise/Compose** Which notes or symbols did you improvise and/or compose with?	**Vocal** Sing clearly and rhythmically with the Pop backing track. What did the lyrics mean to you? What was your favourite line in the song? Did you think of some actions to go with the song? What were they? **Compose** Which notes or symbols did you compose with?	**Vocal** Sing a melody that has long and short rhythms, and high and low sounds. Did you move your feet with the beat?	**Vocal** Sing clearly and rhythmically with the Funk backing track. Did it make you want to dance? **Instrumental** Which part did you play?  Part 1: C, D, A Part 2: C, D **Improvise/Compose** Which notes or symbols did you improvise and/or compose with?	**Vocal** Sing a song with five beats in a bar. Did you count five beats? Did you stand nicely when performing the song? **Perform** Which songs did you perform? Which was your favourite?

© Copyright 2023 Charanga Ltd

Knowledge Organiser - Year 1 Unit 4

Musical Spotlight: Learning to Listen
Social Question: How Does Music Help Us to Understand Our Neighbours?

Name:
Class:

Understanding Music	Improvise Together	Listen and Respond
Let's find and keep a steady beat.	Keep a steady beat when improvising.	Listen carefully and copy back the actions.
Play or clap simple rhythmic patterns using long and short sounds.	Clap four-beat rhythms, creating long and short sounds.	Respond to the questions, thinking about the music.
Respond to different high and low pitches. 	Improvise using one, two or three notes, using F, G and A.   How many notes did you improvise with?	Enjoy some 'Did You Know?' facts about the song. 

SONG 1 **Days Of The Week** Style: Jazz: Swing	SONG 2 **Name Song** Style: Pop	SONG 3 **Cuckoo** Style: Waltz	SONG 4 **Upside Down** Style: Pop	SONG 5 **Hush Little Baby** Style: Lullaby	SONG 6 **Who Took The Cookie?** Style: Pop
Vocal Sing a melody that has long and short rhythms, and high and low sounds. **Instrumental** Which part did you play?  Part 1: F, G, A Part 2: F, G **Improvise/Compose** Which notes or symbols did you improvise and/or compose with?	**Vocal** Sing a melody that travels up and down (ascending and descending) in tiny steps. **Instrumental** Which part did you play?  Part 1: C, D, E Part 2: C, D **Improvise/Compose** Which notes or symbols did you improvise and/or compose with?	**Vocal** Sing clearly and rhythmically with the Waltz backing track. Did you hear a cuckoo sound in the melody? **Instrumental** Which part did you play?  Part 1: C, D, E Part 2: C, D **Improvise/Compose** Which notes or symbols did you improvise and/or compose with?	**Vocal** Sing clearly and rhythmically with the Pop backing track. What did the lyrics mean to you? What was your favourite line in the song? Did you think of some actions to go with the song? What were they? **Compose** Which notes or symbols did you compose with?	**Vocal** Sing gently and quietly with the Lullaby backing track. Did you stand nicely when performing the song? What did the words mean to you?	**Vocal** Sing clearly and rhythmically with the Pop backing track. Did you call out the names of the different animal characters? **Perform** Which songs did you perform? Which was your favourite?

© Copyright 2023 Charanga Ltd

Knowledge Organiser - Year 1 Unit 5

Musical Spotlight: Having Fun with Improvisation
Social Question: What Songs Can We Sing to Help Us Through the Day?

Name:
Class:

Understanding Music	Improvise Together	Listen and Respond
Let's find and keep a steady beat.	Keep a steady beat when improvising.	Listen carefully and copy back the actions.
Play or clap simple rhythmic patterns using long and short sounds.	Clap three-beat rhythms, creating long and short sounds.	Respond to the questions, thinking about the music.
Respond to different high and low pitches. 	Improvise using one, two or three notes, using C, D and E.   How many notes did you improvise with?	Enjoy some 'Did You Know?' facts about the song. 

SONG 1 **Getting Dressed** Style: Pop	SONG 2 **Dress Up** Style: Jazz: Swing	SONG 3 **Brush Our Teeth** Style: Pop	SONG 4 **Get Ready** Style: Pop	SONG 5 **Up and Down** Style: Pop	SONG 6 **Star Light, Star Bright** Style: Lullaby
Vocal Sing a melody that has long and short rhythms, and high and low sounds. **Instrumental** Which part did you play?  Part 1: C, D, E, F, G, A Part 2: C, D, E	**Vocal** Sing clearly and rhythmically with the Jazz backing track. What did the lyrics mean to you? What was your favourite line in the song? Did you think of some actions to go with the song? What were they?	**Vocal** Sing a melody that travels up and down (ascending and descending) in steps. **Instrumental** Which part did you play?  Part 1: C, D, E Part 2: C, D **Improvise/Compose** Which notes or symbols did you improvise and/or compose with?	**Vocal** Sing clearly and rhythmically with the Pop backing track What did the words mean to you? **Instrumental** Which part did you play?  Part 1: C, D, E Part 2: C, D	**Vocal** Sing along to the Pop backing track with energy and enthusiasm. Sing a melody that travels up and down (ascending and descending), and moves in leaps and steps. What did the words mean to you?	**Vocal** Sing gently and calmly with the Lullaby backing track. Did you stand nicely when performing the song? Did you think of some actions to go with the song? What were they? **Perform** Which songs did you perform? Which was your favourite?

© Copyright 2023 Charanga Ltd

Knowledge Organiser - Year 1 Unit 6

Musical Spotlight: Let's Perform Together!
Social Question: How Does Music Teach Us About Looking After Our Planet?

Name:
Class:

Understanding Music	Improvise Together	Listen and Respond
Let's find and keep a steady beat.	Keep a steady beat when improvising.	Listen carefully and copy back the actions.
Play or clap simple rhythmic patterns using long and short sounds.	Clap three-beat rhythms, creating long and short sounds.	Respond to the questions, thinking about the music.
Respond to different high and low pitches. 	Improvise using one, two or three notes, using C, D and E.   How many notes did you improvise with?	Enjoy some 'Did You Know?' facts about the song. 

SONG 1 **The Bear Went Over The Mountain** Style: Pop	SONG 2 **In The Sea** Style: 20th and 21st Century Orchestral	SONG 3 **Alice The Camel** Style: Jazz	SONG 4 **Ten Green Bottles** Style: Country	SONG 5 **Zootime** Style: Reggae	SONG 6 **She'll Be Coming 'Round The Mountain** Style: Gospel
Vocal Sing a melody that has long and short rhythms, and high and low sounds. Did you think of some actions to go with the song? What were they?	**Vocal** Sing clearly and rhythmically with the Orchestral backing track. What did the lyrics mean to you? What was your favourite line in the song? **Instrumental** Which part did you play?  Part 1: C, D, E, F Part 2: C, D	**Vocal** Sing a melody that travels up and down (ascending and descending). How loud did you sing 'BOOM!'? **Instrumental** Which part did you play?  Part 1: C, D, E, G Part 2: C, D, E **Improvise/Compose** Which notes or symbols did you improvise and/or compose with?	**Vocal** Sing clearly and rhythmically with the Country backing track. Did you think of some actions to go with the song? What were they? **Instrumental** Which part did you play?  Part 1: D, E, F♯, G Part 2: D, E	**Vocal** Sing a melody that travels up and down (ascending and descending) in steps, repeating each note accurately. **Instrumental** Which part did you play?  Part 1: C, D Part 2: C, D **Improvise/Compose** Which notes or symbols did you improvise and/or compose with?	**Vocal** Sing a melody that travels up and down (ascending and descending) and moves in leaps and steps. Sing with energy and enthusiasm. What did the words mean to you? Did you think of some actions to go with the song? What were they? **Perform** Which songs did you perform? Which was your favourite?

© Copyright 2023 Charanga Ltd