Knowledge Organiser - Year 2 Unit 1

Musical Spotlight: Pulse, Rhythm and Pitch
Social Question: How Does Music Help Us to Make Friends?

Name:
Class:

Understanding Music	Improvise Together	Listen and Respond
Let's find and keep a steady beat.	Keep a steady beat when improvising.	Listen to the music carefully, move to the music.
Play or clap simple rhythmic patterns using long and short sounds.	Clap four-beat rhythms, creating long and short sounds.	Respond to the questions and use any musical words that you know. Explore your feelings and thoughts towards the music.
Respond to different high and low pitches. 	Improvise using one, two or three notes, using C, D and E.  C D E  How many notes did you improvise with?	Enjoy some 'Did You Know?' facts about the song. Do you know any more? 

SONG 1 **Music Is In My Soul** Style: Soul	SONG 2 **Hey Friends!** Style: Jazz	SONG 3 **Hello!** Style: Pop
Vocal Singing with a Soulful voice and expressing the words with meaning is important. Did you sing with good posture? How fast or slow did you think the tempo of the music was? **Instrumental** Which part did you play?   **Glockenspiel:** **Part 1:** C, D, E, G **Part 2:** C, D **Recorder:** **Part 1:** G, A **Part 2:** G **Improvise** Which notes did you improvise with? Did you use one, two or three notes? **Compose** Which notes or symbols did you compose with?	**Vocal** Singing with actions is fun and helps you to remember the words. Did you sing with actions? What do you think this song is about? What did the lyrics mean to you? What was your favourite line in the song?	**Vocal** When singing, posture is very important. Try standing or sitting in a relaxed position with level shoulders, hands on your legs and feet placed hip-width apart. How was your posture? Have you been a superstar, singing a solo? **Perform** Which songs did you perform? Which was your favourite? Did you include the Musical Spotlight and Social Question as part of your performance?

© Copyright 2023 Charanga Ltd

Knowledge Organiser - Year 2 Unit 2

Musical Spotlight: Playing in an Orchestra
Social Question: How Does Music Teach Us About the Past?

Name:
Class:

Understanding Music	Improvise Together	Listen and Respond
Let's find and keep a steady beat.	Keep a steady beat when improvising.	Listen to the music carefully, move to the music.
Play or clap simple rhythmic patterns using long and short sounds.	Clap four-beat rhythms, creating long and short sounds.	Respond to the questions and use any musical words that you know. Explore your feelings and thoughts towards the music.
Respond to different high and low pitches. 	Improvise using one, two or three notes, using C, D and E.  C D E  How many notes did you improvise with?	Enjoy some 'Did You Know?' facts about the song. Do you know any more? 

SONG 1 **Sparkle In The Sun** Style: Jazz	SONG 2 **Listen To The World Around You** Style: Pop	SONG 3 **The Orchestra Song** Style: 20th and 21st Century Orchestral
Vocal Singing with a clear voice and expressing the words with meaning is important. Did you sing with good posture? How fast or slow did you think the tempo of the music was? **Instrumental** Which part did you play?   **Glockenspiel:** **Part 1:** G, A, B **Part 2:** G, A **Recorder:** **Part 1:** G, A, B **Part 2:** G **Improvise** Which notes did you improvise with? Did you use one, two or three notes? **Compose** Which notes or symbols did you compose with?	**Vocal** Singing with actions is fun and helps you to remember the words. Did you sing with actions? What do you think this song is about? What did the lyrics mean to you? What was your favourite line in the song?	**Vocal** When singing, posture is very important. Try standing or sitting in a relaxed position with level shoulders, hands on your legs and feet placed hip-width apart. How was your posture? Have you been a superstar, singing a solo? **Instrumental** Which part did you play?   **Glockenspiel:** **Part 1:** G, B♭, C **Part 2:** C **Recorder:** **Part 1:** G, B♭, C **Part 2:** G, C **Perform** Which songs did you perform? Which was your favourite? Did you include the Musical Spotlight and Social Question as part of your performance?

© Copyright 2023 Charanga Ltd

Knowledge Organiser - Year 2 Unit 3

Musical Spotlight: Inventing a Musical Story
Social Question: How Does Music Make the World a Better Place?

Name:
Class:

Understanding Music	Improvise Together	Listen and Respond
Let's find and keep a steady beat.	Keep a steady beat when improvising.	Listen to the music carefully, move to the music.
Play or clap simple rhythmic patterns using long and short sounds.	Clap four-beat rhythms, creating long and short sounds.	Respond to the questions and use any musical words that you know. Explore your feelings and thoughts towards the music.
Respond to different high and low pitches. 	Improvise using one, two or three notes, using A, B and C.   How many notes did you improvise with?	Enjoy some 'Did You Know?' facts about the song. Do you know any more? 

SONG 1 **Rainbows** Style: Pop	SONG 2 **Hands, Feet, Heart** Style: Kwela	SONG 3 **All Around The World** Style: Pop
Vocal Singing with a clear voice and expressing the words with meaning is important. Did you sing with good posture? How fast or slow did you think the tempo of the music was? **Instrumental** Which part did you play?   **Glockenspiel:** **Part 1:** C, D, E **Part 2:** C, D, E **Recorder:** **Part 1:** G, A, B **Part 2**: G, A, B **Compose** Which notes or symbols did you compose with?	**Vocal** Singing with actions is fun and helps you to remember the words. Did you sing with actions? What do you think this song is about? **Instrumental** Which part did you play?   **Glockenspiel:** **Part 1:** E, F, G, A, B, C **Part 2:** E, F, G, A, B, C **Recorder:** **Part 1:** G, A, C **Part 2:** G, A, C **Improvise** Which notes did you improvise with? Did you use one, two or three notes?	**Vocal** When singing, posture is very important. Try standing or sitting in a relaxed position with level shoulders, hands on your legs and feet placed hip-width apart. How was your posture? Have you been a superstar, singing a solo? Did you notice the call and response between vocal parts? **Perform** Which songs did you perform? Which was your favourite? Did you include the Musical Spotlight and Social Question as part of your performance?

© Copyright 2023 Charanga Ltd

Knowledge Organiser - Year 2 Unit 4

Musical Spotlight: Recognising Different Sounds
Social Question: How Does Music Teach Us About Our Neighbourhood?

Name:
Class:

Understanding Music	Improvise Together	Listen and Respond
Let's find and keep a steady beat.	Keep a steady beat when improvising.	Listen to the music carefully, move to the music.
Play or clap simple rhythmic patterns using long and short sounds.	Clap four-beat rhythms, creating long and short sounds.	Respond to the questions and use any musical words that you know. Explore your feelings and thoughts towards the music.
Respond to different high and low pitches. 	Improvise using one, two or three notes, using A, B and C.   How many notes did you improvise with?	Enjoy some 'Did You Know?' facts about the song. Do you know any more? 

SONG 1 **Helping Each Other** Style: Pop	SONG 2 **The Music Man** Style: Pop/Marching Band	SONG 3 **Let's Sing Together** Style: Gospel
Vocal Singing with a clear voice and expressing the words with meaning is important. Did you sing with good posture? How fast or slow did you think the tempo of the music was? **Instrumental** Which part did you play?   **Glockenspiel:** **Part 1:** C, D, E, G **Part 2:** C, E, G **Recorder:** **Part 1:** G, A, C **Part 2:** G, A **Improvise** Which notes did you improvise with? Did you use one, two or three notes?	**Vocal** Singing with actions is fun and helps you to remember the words. Did you sing with actions? What do you think this song is about? **Instrumental** Which part did you play?  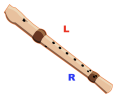 **Glockenspiel:** **Part 1:** E, F, G, A, C **Part 2:** E, F, G, A **Recorder:** **Part 1:** F, G, A, C **Part 2:** F, G, A **Compose** Which notes or symbols did you compose with?	**Vocal** When singing, posture is very important. Try standing or sitting in a relaxed position with level shoulders, hands on your legs and feet placed hip-width apart. How was your posture? Have you been a superstar, singing a solo? **Perform** Which songs did you perform? Which was your favourite? Did you include the Musical Spotlight and Social Question as part of your performance?

© Copyright 2023 Charanga Ltd

Knowledge Organiser - Year 2 Unit 5

Musical Spotlight: Exploring Improvisation
Social Question: How Does Music Make Us Happy?

Name:
Class:

Understanding Music	Improvise Together	Listen and Respond
Let's find and keep a steady beat.	Keep a steady beat when improvising.	Listen to the music carefully, move to the music.
Play or clap simple rhythmic patterns using long and short sounds.	Clap two-beat rhythms, creating long and short sounds.	Respond to the questions and use any musical words that you know. Explore your feelings and thoughts towards the music.
Respond to different high and low pitches. 	Improvise using one, two, three, four or five notes, on G, A, B, C and D.  G A B C D  G A B C D How many notes did you improvise with?	Enjoy some 'Did You Know?' facts about the song. Do you know any more? 

SONG 1 **I Wanna Play In A Band** Style: Rock	SONG 2 **Music Is All Around** Style: Jazz	SONG 3 **Saying Sorry** Style: Calypso
Vocal Singing with a clear voice and expressing the words with meaning is important. Did you sing with good posture? How fast or slow did you think the tempo of the music was? **Instrumental** Which part did you play?   **Glockenspiel:** **Part 1:** C, D, F **Part 2:** C, D, F **Recorder:** **Part 1:** G, A, B♭, C **Part 2:** G, A, B♭, C **Improvise** Which notes did you improvise with? Did you use one, two or three notes? **Compose** Which notes or symbols did you compose with?	**Vocal** Singing with actions is fun and helps you to remember the words. Did you sing with actions? What do you think this song is about? **Instrumental** Which part did you play?   **Glockenspiel:** **Part 1:** D, E, G, A **Part 2:** E, G, A **Recorder:** **Part 1:** E, G, A **Part 2:** E, G, A	**Vocal** When singing, posture is very important. Try standing or sitting in a relaxed position with level shoulders, hands on your legs and feet placed hip-width apart. How was your posture? Have you been a superstar, singing a solo? **Perform** Which songs did you perform? Which was your favourite? Did you include the Musical Spotlight and Social Question as part of your performance?

© Copyright 2023 Charanga Ltd

Knowledge Organiser - Year 2 Unit 6

Musical Spotlight: Our Big Concert
Social Question: How Does Music Teach Us About Looking After Our Planet?

Name:
Class:

Understanding Music	Improvise Together	Listen and Respond
Let's find and keep a steady beat.	Keep a steady beat when improvising.	Listen to the music carefully, move to the music.
Play or clap simple rhythmic patterns using long and short sounds.	Clap two-beat rhythms, creating long and short sounds.	Respond to the questions and use any musical words that you know. Explore your feelings and thoughts towards the music.
Respond to different high and low pitches. 	Improvise using one, two, three, four or five notes, on G, A, B, C and D.  G A B C D  G A B C D How many notes did you improvise with?	Enjoy some 'Did You Know?' facts about the song. Do you know any more? 

SONG 1 **The Sunshine Song** Style: Pop	SONG 2 **Four White Horses** Style: Calypso	SONG 3 **Down By The Bay** Style: Reggae
Vocal Singing with a clear voice and expressing the words with meaning is important. Did you sing with good posture? How fast or slow did you think the tempo of the music was? **Instrumental** Which part did you play?   **Glockenspiel:** **Part 1:** C, D, E, F **Part 2:** C, D, E, F **Recorder:** **Part 1:** G, A, B, C **Part 2:** G, A, B, C **Improvise** Which notes did you improvise with? Did you use one, two or three notes?	**Vocal** Singing with actions is fun and helps you to remember the words. Did you sing with actions? What do you think this song is about? **Instrumental** Which part did you play?   **Glockenspiel:** **Part 1:** D, E, F♯, G, A, B **Part 2:** D, E, F♯ G, A **Recorder:** **Part 1:** G, A, B **Part 2:** G, A, B **Improvise** Which notes did you improvise with? Did you use one, two or three notes?	**Vocal** When singing, posture is very important. Try standing or sitting in a relaxed position with level shoulders, hands on your legs and feet placed hip-width apart. How was your posture? Have you been a superstar, singing a solo? **Perform** Did you perform to an audience? Which songs did you perform? Did you include the Musical Spotlight and Social Question as part of your performance?

© Copyright 2023 Charanga Ltd